

# Je fais le point

Nom  Prénom  Date

<http://laclasselleve.fr/>

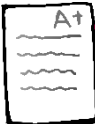
## Les fractions Coder des mesures

### Exercice n° 1

Ecris en chiffres les fractions que te montre le maître.

a  b  c  d  e  f  g  h  i  j  k  l

Évaluation



Ecris en chiffres une fraction écrite en lettres.



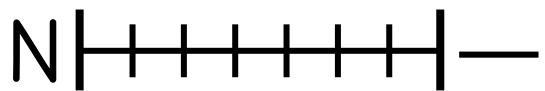
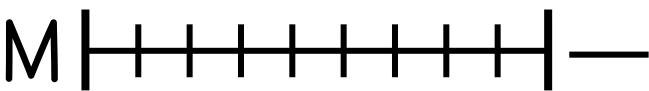
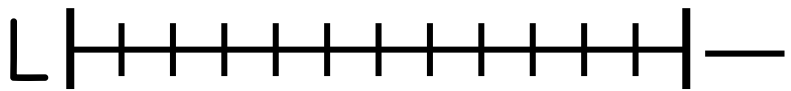
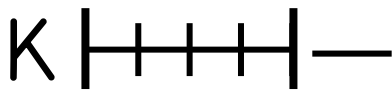
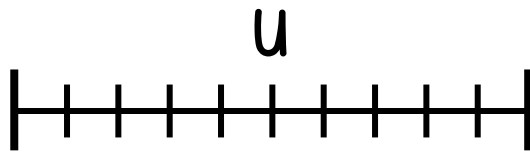
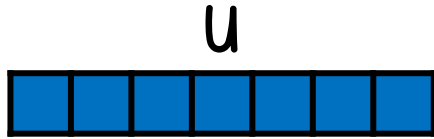




/12

### Exercice n° 2

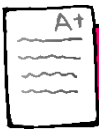
Ecris les fractions correspondant à ces bandes.

U





Évaluation



Utiliser les fractions pour coder des mesures de longueurs.

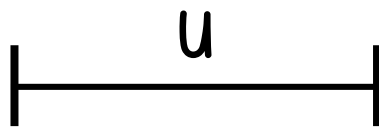


/ 14



Exercice n° 3

Trace les segments demandés.



Un segment  $[AB]$  qui mesure  $\frac{3}{5}$  de  $u$

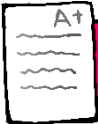
Un segment [CD] qui mesure  $\frac{2}{5}$  de u

Un segment [EF] qui mesure  $\frac{7}{5}$  de u

Un segment [GH] qui mesure  $\frac{5}{5}$  de u

Un segment [IJ] qui mesure  $\frac{8}{5}$  de u

Évaluation



Tracer des longueurs à partir de fractions.



/ 10