

Je fais le point

Nom Prénom Date


<https://laclasselleve.fr/>

Les fractions Coder des mesures

Exercice n° 1

Écris en chiffres les fractions que te montre le maître.

A B C D E F G H I J K L



Écris en chiffres une fraction écrite en lettres.


/ 12

Évaluation


Exercice n° 2

Écris les fractions correspondant à ces bandes.

U



A

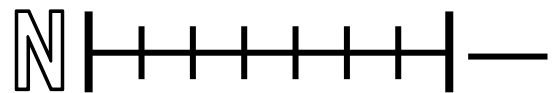
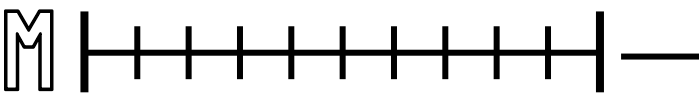
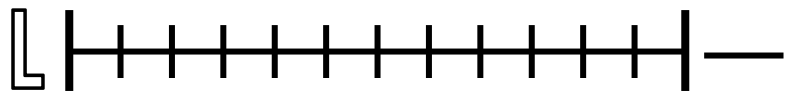
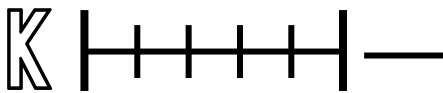
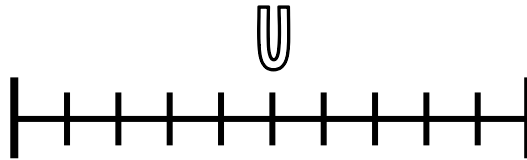
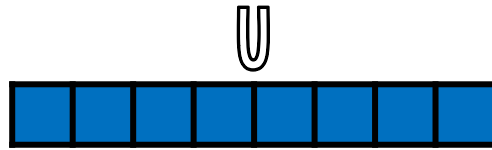



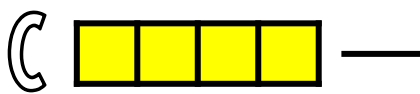


—


B



—




Évaluation



Utiliser les fractions pour coder des mesures de longueurs.

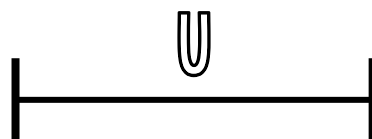


/ 14



Exercice n° 3

Trace les segments demandés.




Un segment $[AB]$ qui mesure $\frac{2}{5}$ de u

Un segment [CD] qui mesure $\frac{5}{5}$ de u

Un segment [EF] qui mesure $\frac{8}{5}$ de u

Un segment [GH] qui mesure $\frac{3}{5}$ de u

Un segment [IJ] qui mesure $\frac{6}{5}$ de u



Tracer des longueurs à partir de fractions.



Évaluation