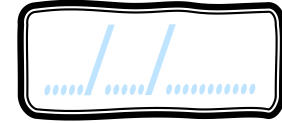


Geométrie


CMI



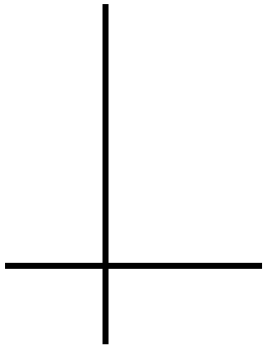
PRÉNOM :




① Ces couples de droites sont-ils parallèles ?



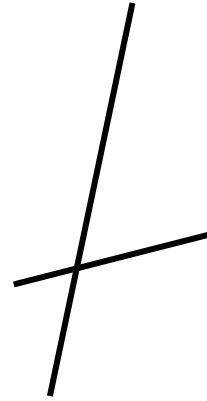
Oui Non



Oui Non



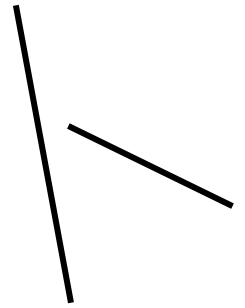
Oui Non



Oui Non


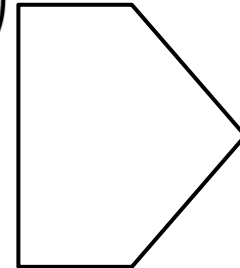






Oui Non



Oui Non

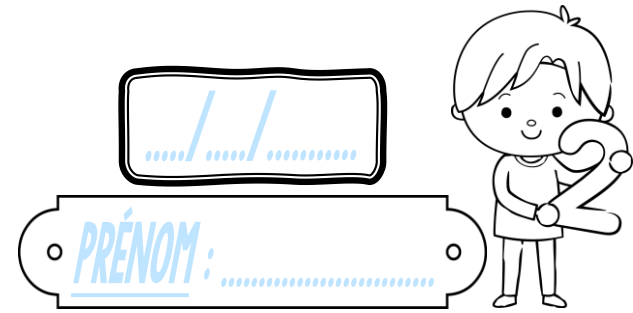
② Repasse de la même couleur les côtés parallèles entre eux.



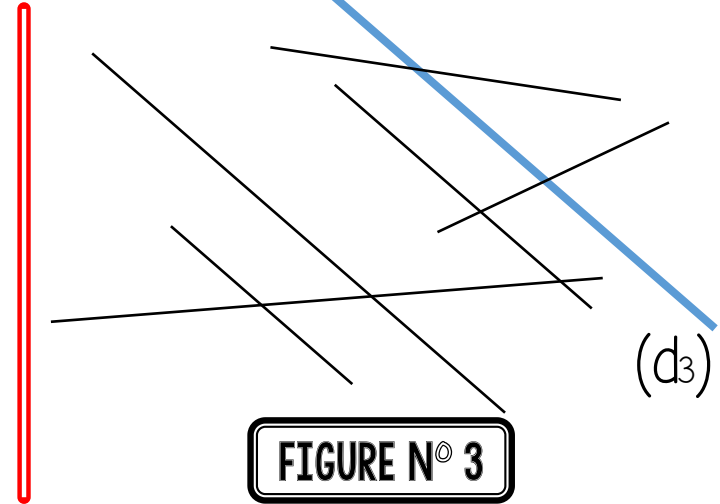
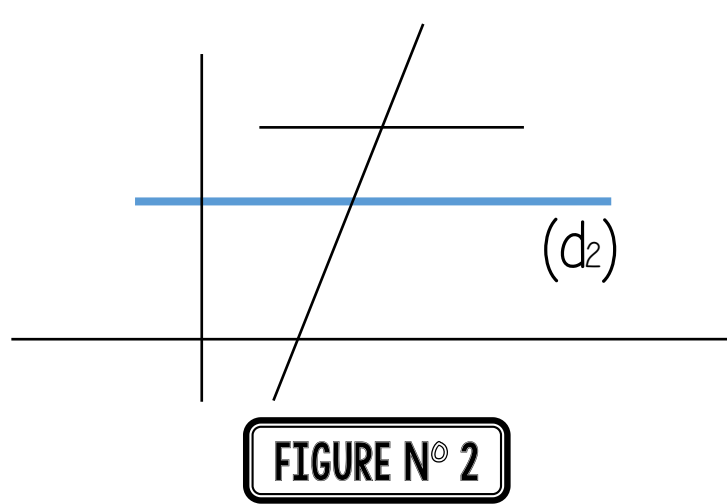
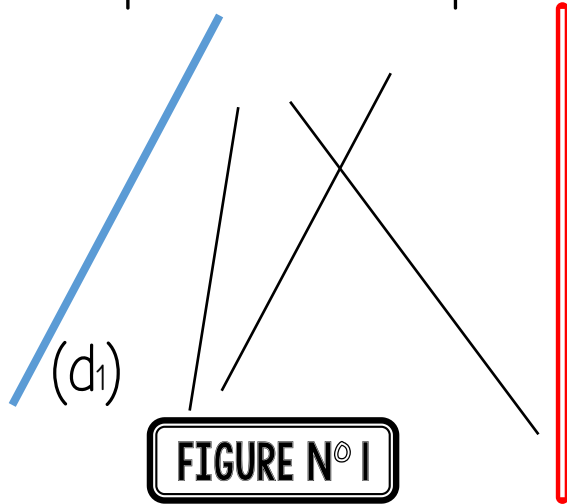
③ Dans ton cahier, trace un carré de 6 carreaux de côté, puis repasse en couleur les côtés parallèles entre eux.

Géométrie



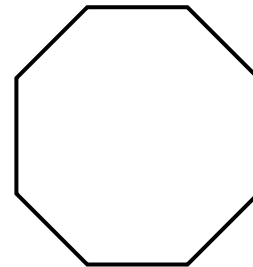
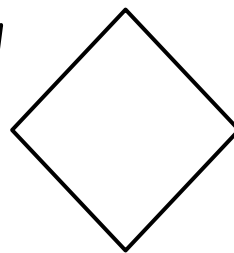

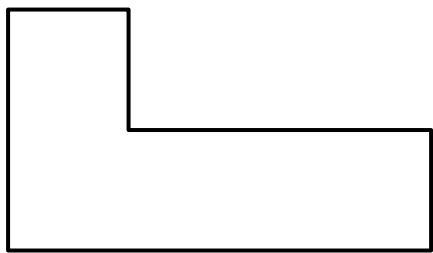
CMI



① Repasse les droites parallèles aux droites (d_1) , (d_2) et (d_3) .



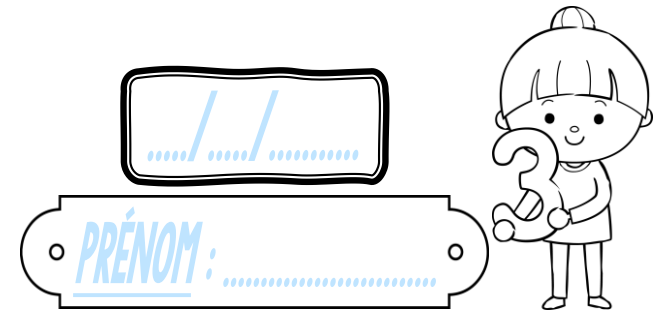
② Repasse de la même couleur les côtés parallèles entre eux.



③ Dans ton cahier, trace un rectangle de 5 carreaux sur 8, puis repasse en couleur les côtés parallèles entre eux.

Geométrie

CMI



① Repasse les droites parallèles aux droites (d_1) , (d_2) et (d_3) .

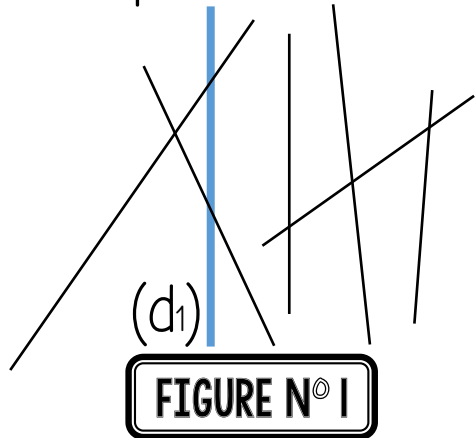



FIGURE N° 1

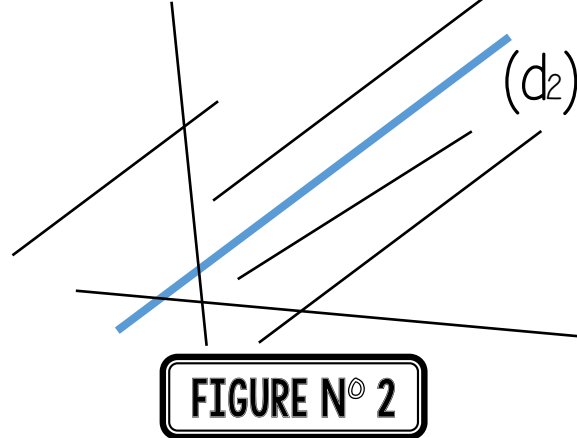


FIGURE N° 2

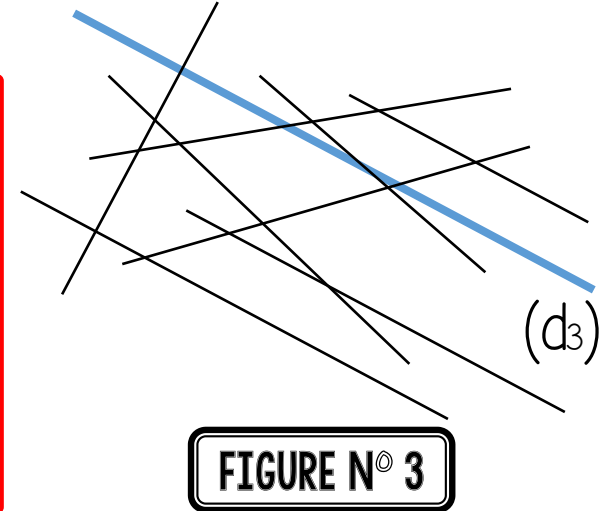



FIGURE N° 3

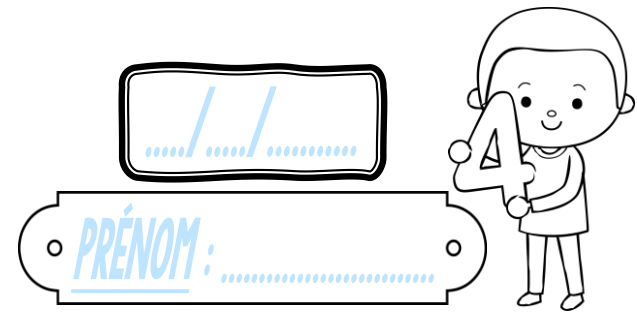
② Trace une droite (d_2) parallèle à (d_1) et distante de 3 cm.

③ Continue la frise.



Geométrie

CMI



① Repasse les droites parallèles aux droites (d_1) , (d_2) et (d_3) .

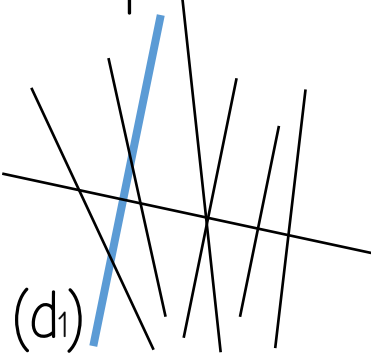


FIGURE N° 1

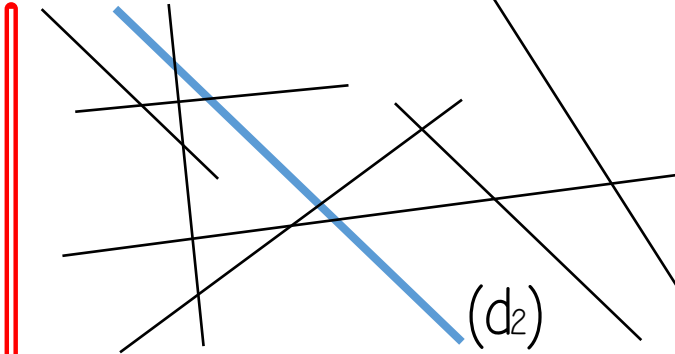


FIGURE N° 2

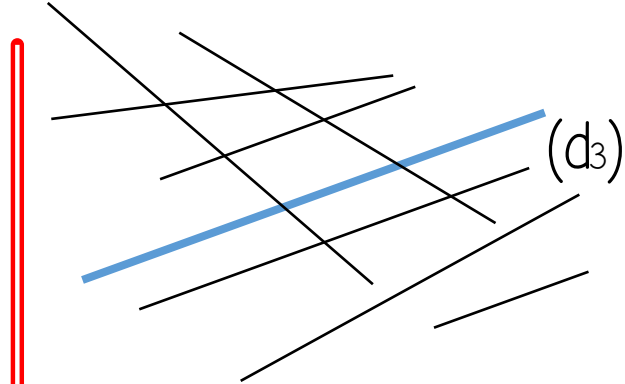
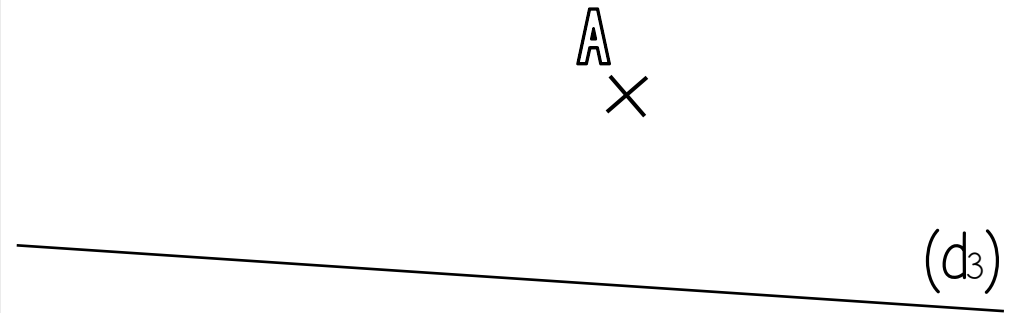
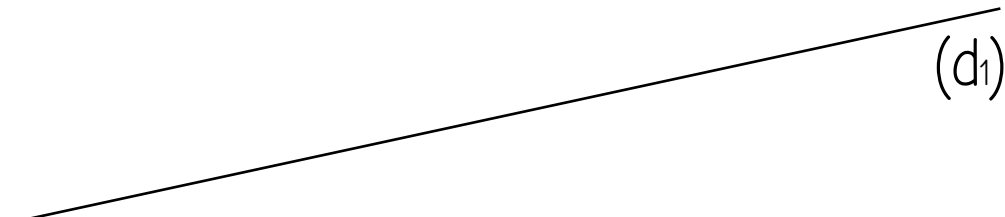


FIGURE N° 3

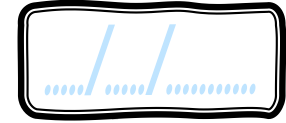
② Trace une droite (d_2) parallèle à (d_1) et distante de 2 cm.

③ Trace une droite (d_4) parallèle à (d_3) et passant par le point A.



Géométrie

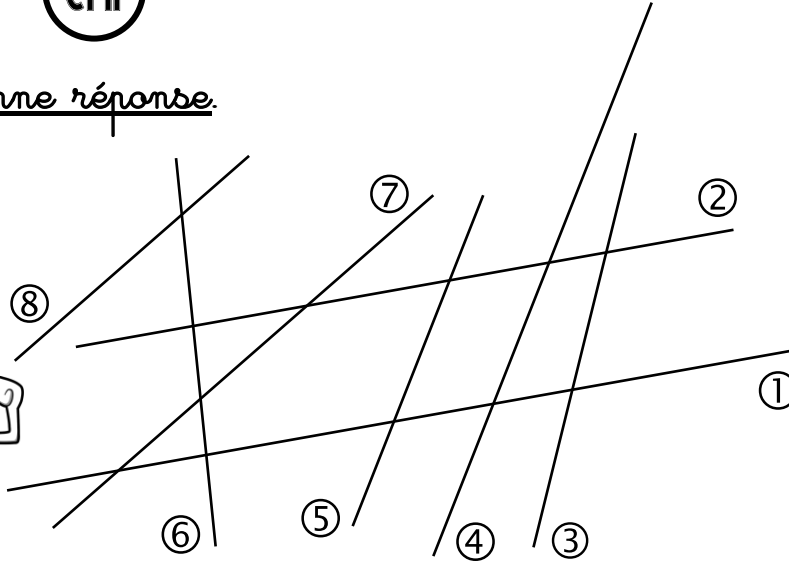

CMI



PRÉNOM :

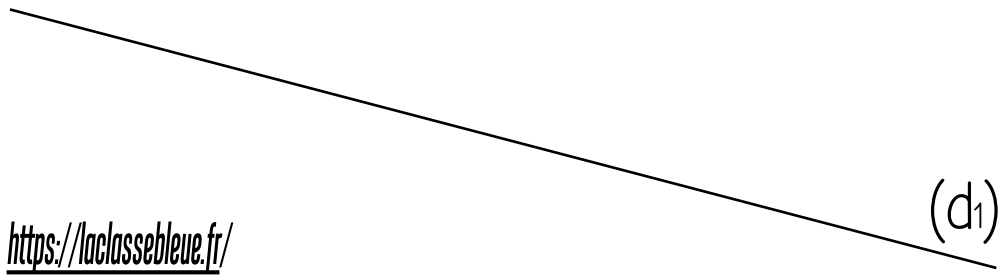


① Coche la bonne réponse.



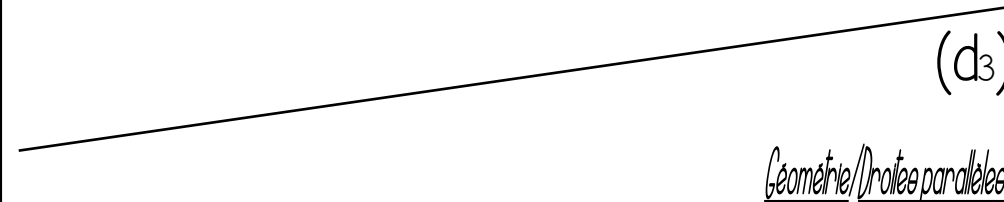
1) Les droites ① et ② sont <u>parallèles</u> .	<input type="radio"/> Vrai <input type="radio"/> Faux
2) Les droites ③ et ④ ne sont <u>pas parallèles</u> .	<input type="radio"/> Vrai <input type="radio"/> Faux
3) Les droites ③ et ⑤ sont <u>parallèles</u> .	<input type="radio"/> Vrai <input type="radio"/> Faux
4) Les droites ⑥ et ⑧ ne sont <u>pas parallèles</u> .	<input type="radio"/> Vrai <input type="radio"/> Faux
5) Les droites ⑦ et ⑧ ne sont <u>pas parallèles</u> .	<input type="radio"/> Vrai <input type="radio"/> Faux
6) Les droites ④ et ⑤ sont <u>parallèles</u> .	<input type="radio"/> Vrai <input type="radio"/> Faux

② Trace une droite (d_2) parallèle à (d_1) et distante de 4 cm.



③ Trace une droite (d_4) parallèle à (d_3) et passant par le point A.

A
x




Géométrie

CMI

..... / /

PRÉNOM :



① Repasse les droites parallèles aux droites (d_1) , (d_2) et (d_3) .

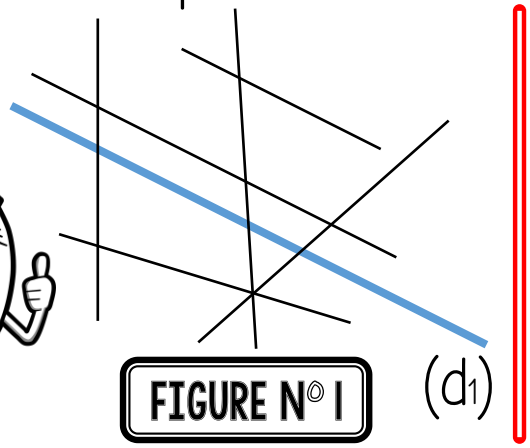



FIGURE N° 1 (d_1)

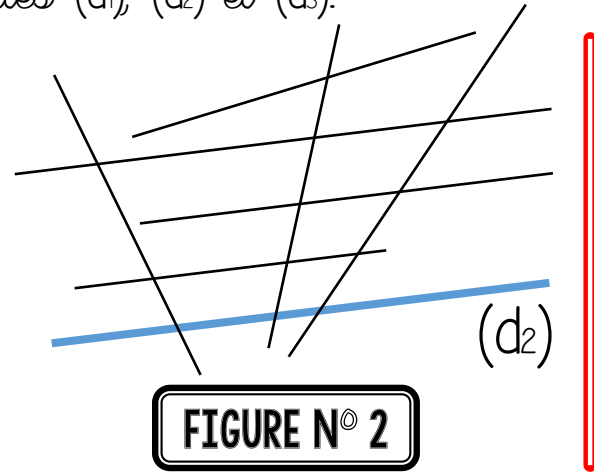


FIGURE N° 2 (d_2)

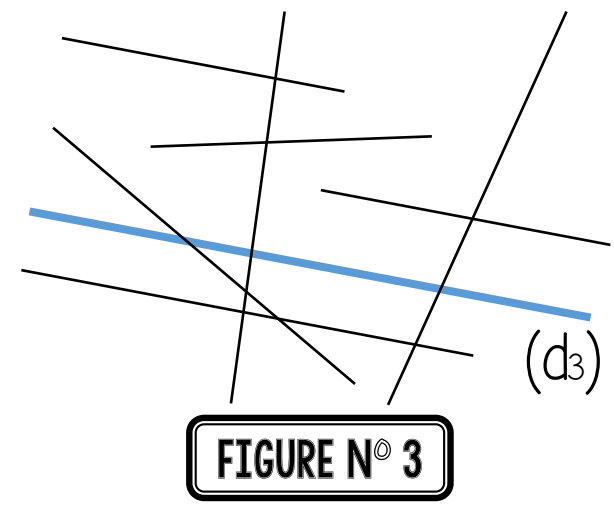
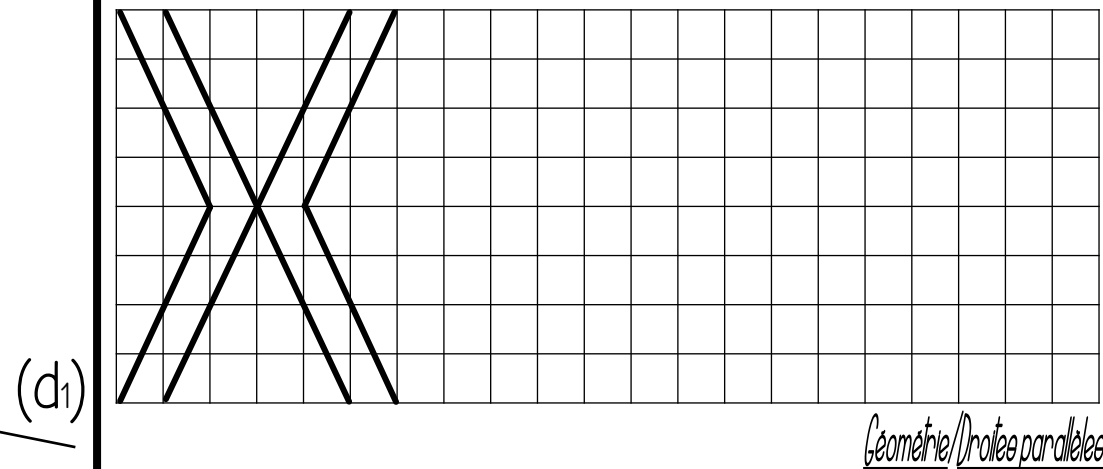


FIGURE N° 3 (d_3)

② Trace une droite (d_2) parallèle à (d_1) et passant par le point A.

A
x

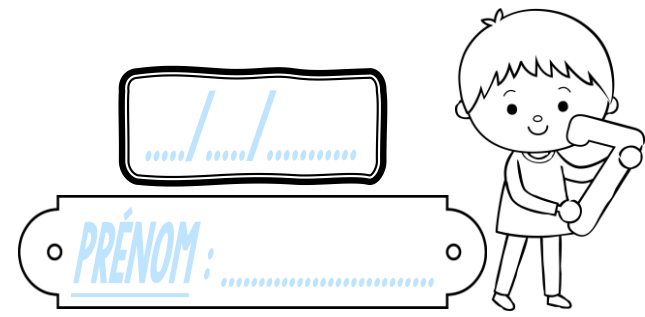
③ Continue la frise.



(d_1)

Geométrie

CMI



① Repasse les droites parallèles aux droites (d_1) , (d_2) et (d_3) .

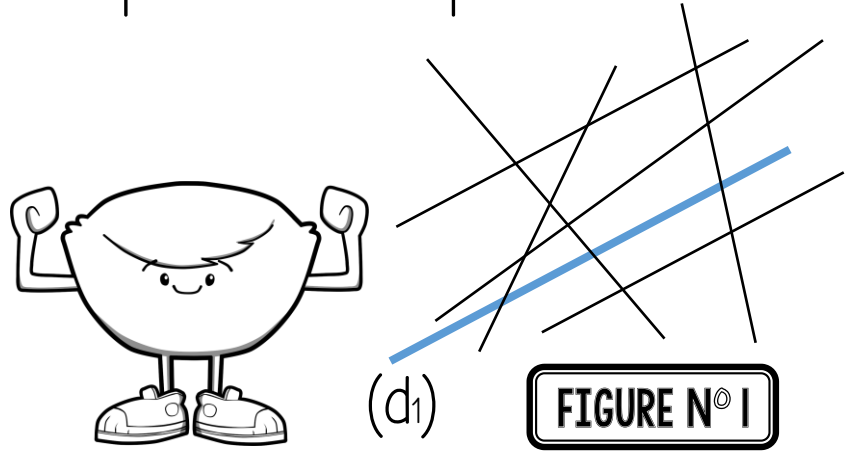


FIGURE N° 1

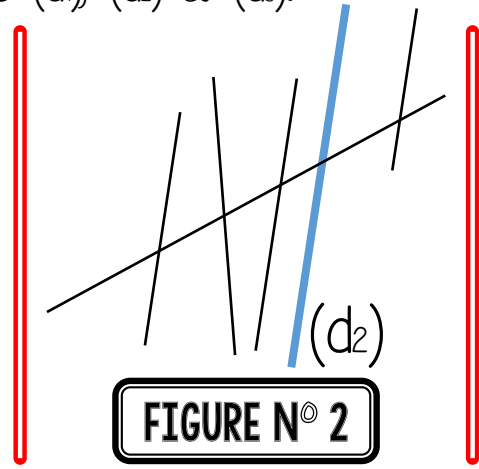


FIGURE N° 2

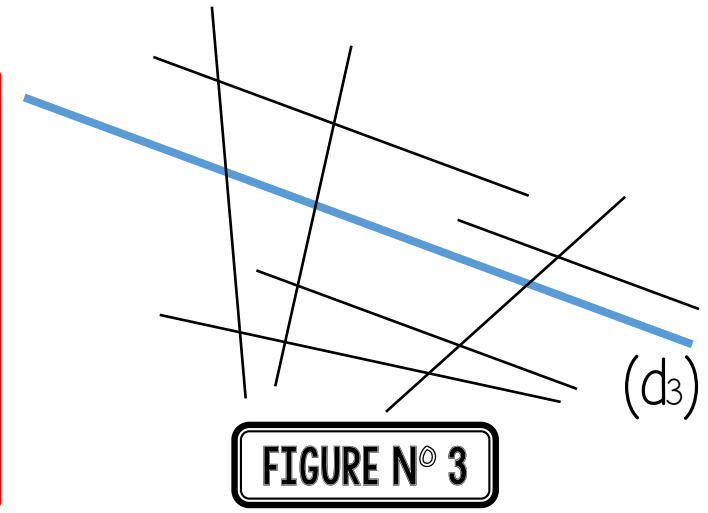


FIGURE N° 3

② Trace une droite (d_2) parallèle à (d_1) et distante de 3 cm.

③ Trace une droite (d_4) parallèle à (d_3) et passant par le point A.

